

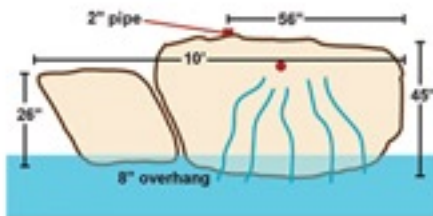
## 4 Piece Ledger



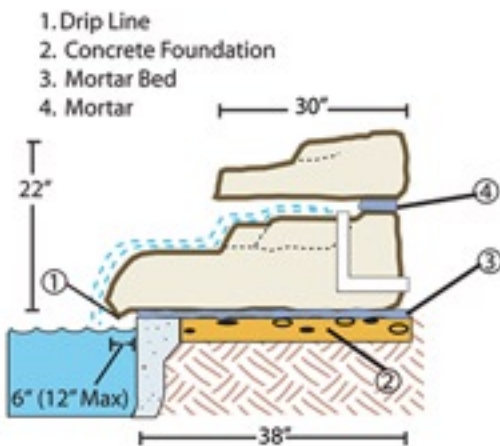
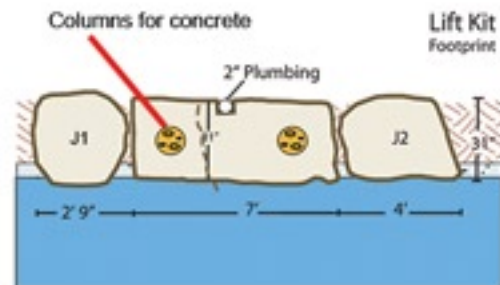
## Lift Kit (optional)



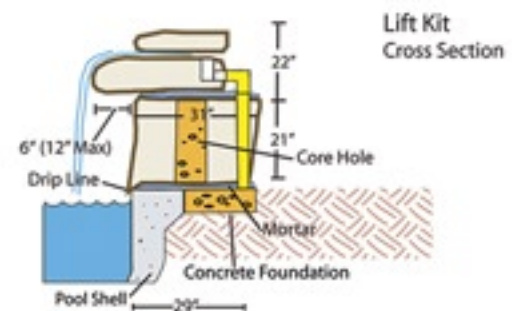
Lift kit includes 2 center pieces that fit together and J1 & J2 boulders.



**Base Pieces:**  
Standard install, left.  
**NOTE:**  
Large Ledger #1 weighs 300 lbs.  
Lift Kit Pieces, right  
The large middle piece is now 2 tight fitting pieces for easier handling



The 4 Piece Lift Kit should be set with a 1-2 inch mortar bed. Flow tends towards the right side but can be controlled by securing small diverter rocks with mortar or construction adhesive. The long narrow top piece covers the pipe and must be mortared to prevent seepage.



The lift kit adds height to a standard kit. Water might travel down the face of the large main pieces so they should cantilever over the pool edge as a drip line. The large core holes should be filled with concrete for additional stability and a thick mortar bed should be used to secure the top ledger pieces.